



# ENDU<sup>®</sup> COMBI RD<sup>OS</sup>

REGIONAL OPEN SHOULDER DRIVE TIRE



Copyright © 2021 Apollo Tires

APOLLO VREDESTEIN TIRES INC  
1175 Peachtree St NE  
Suite 1000  
Atlanta, GA 30361  
contact.us@apollotyres.com



# ENDU<sup>®</sup> COMBI RD<sup>OS</sup>

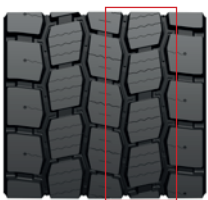
THE ENDU<sup>®</sup> COMBI RD<sup>OS</sup> IS A LONG-WEARING REGIONAL OPEN SHOULDER DRIVE TIRE.

M + S

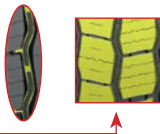


PRODUCT CODE	TIRE SIZE	PLY RATING	LOAD RANGE	LOAD INDEX	SPEED SYMBOL	OVERALL DIAMETER (INCH)	SECTION WIDTH (INCH)	ORIGINAL TREAD DEPTH (1/32")	STATIC LOADED RADIUS (INCH)	RECOMMENDED RIM WIDTH (INCH)	ALTERNATE RIM WIDTH (INCH)	TIRE WEIGHT		LOAD DETAILS (LBS)	
												LBS	KG	SINGLE	DUAL
2021354	11R22.5	14	G	144/142	L	41.4	11.1	25	19.3	8.25	7.50	138.7	62.9	6175 lbs @ 105 psi	5840 lbs @ 105 psi
2021353	11R22.5	16	H	146/143	L	41.4	11.1	25	19.3	8.25	7.50	138.7	62.9	6610 lbs @ 120 psi	6005 lbs @ 120 psi
2021356	295/75R22.5	14	G	144/141	L	40.4	11.5	25	18.7	9.00	8.25	137.6	62.4	6175 lbs @ 110 psi	5675 lbs @ 110 psi
2021355	295/75R22.5	16	H	149/146	L	40.4	11.5	25	18.7	9.00	8.25	137.6	62.4	7160 lbs @ 125 psi	6610 lbs @ 125 psi

## 1 IMPROVED TIRE MILEAGE



Zig-zag grooves & well staggered blocks aids to even load distribution in tire foot print.




## 3 IMPROVED TRACTION




Staggered blocks with tie bars in the shoulder improves the block rigidity along with added traction.



## 2 3D SIPES FOR IMPROVED PERFORMANCE



- Deep 3D sipes provide excellent traction throughout the tread life.
- Zig-Zag groove walls help provide optimized biting edges for excellent traction in all seasonal conditions.



## 4 MULTIPLE RETREADS



Robust construction with optimized belt package.